



CHANCE RIDES MANUFACTURING, INC.
4200 Walker
Wichita, KS 67277-2328
U.S.A.
Phone: 1-316-942-7411 • FAX: 1-316-942-2012
Website: www.rides.com
E-mail: rides@rides.com

Bulletin No: P414CRM127-0
Release Date: November 10, 2004
Effective Date: November 10, 2004
Supersedes: N / A
Completion Date: N / A
Page: 1 of 3

NOTIFICATION

Ride Manufacturer: CHANCE RIDES, INC.

Affected Production Dates: All

Ride Name: INVERTER (Portable Model)
INVERTER (Park Model)
DOUBLE INVERTER

Affected Serial Nos.: All units

Model No.: 414

Abstract of Issue:

Vehicle Control Panel Replacement

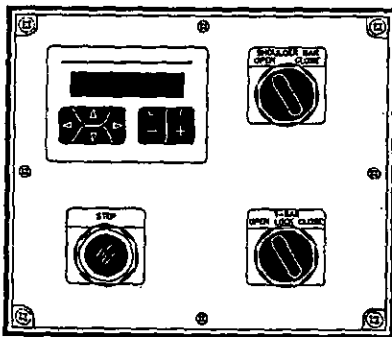
Reason For Release:

The display screen for the vehicle control panel on the INVERTER amusement ride has been discontinued by its manufacturer. This screen displays important information and is necessary for ride operation.


Chance Rides Manufacturing, Inc. has developed a retrofit kit which will permit replacement of the original control panel if the display screen becomes inoperative. The kit consists of a complete new control panel, including the restraint bar switches and indicator lights.

Action to be Taken:

In the event that the display screen on the vehicle control panel becomes inoperative, order the Vehicle Control Panel Retrofit Kit, part number 414-0441-001. Install the kit using the instructions on the following page of this bulletin. (NOTE: INSTALLATION OF THIS KIT IS NOT MANDATORY IF THE ORIGINAL CONTROL PANEL IS OPERATING PROPERLY)



Original Vehicle Control Panel



Retrofit Vehicle Control Panel

**CHANCE RIDES MANUFACTURING, INC.**

4200 Walker

Wichita, KS 67277-2328

U.S.A.

Phone: 1-316-942-7411 • FAX: 1-316-942-2012

Website: www.rides.comE-mail: rides@rides.com

Bulletin No: P414CRM127-0

Release Date: November 10, 2004

Effective Date: November 10, 2004

Supersedes: N / A

Completion Date: N / A

Page: 2 of 3

Ride Manufacturer: CHANCE RIDES, INC.

Affected Production Dates: All

Ride Name: INVERTER (Portable Model)
INVERTER (Park Model)
DOUBLE INVERTER

Affected Serial Nos.: All units


Model No.: *

Detail of Issue (continued):

Installation Instructions

1. Remove the four screws which secure the control panel frame in the vehicle.
2. Disconnect the wires from the control panel at the terminal block.
3. Remove the four screws which secure the control panel in the panel frame and install the new panel into the panel frame.
4. The new control panel is sub-assembled at the factory to simplify its installation. Connect the wiring from the new control panel to the terminal block. The wires are all numbered, and correspond with numbered terminals on the terminal block. Install the frame into the vehicle.
5. Check the operation of the controls and perform the "Passenger Restraint System Operational Check" as described in the *INVERTER Service Manual* before putting the ride into service.

The corner screws secure the control panel frame to the vehicle



These screws secure the panel to the frame

All work must be performed by qualified personnel, capable of understanding the function of the parts and their proper installation. Use only those components authorized, specified or provided by Chance Rides Manufacturing, Inc. All applicable OSHA safety standards and safe industry practices must be observed.

Observe all safety information contained in the manufacturer's manuals. Make available this bulletin and all related technical information to personnel using the equipment.

Chance Rides Manufacturing, Inc. issues notifications for the benefit of owners of amusement rides manufactured by Chance Rides Manufacturing, Inc. As a service to the industry, and in the interest of employee and public safety, Chance Rides Manufacturing, Inc. also issues notifications for the benefit of owners of amusement ride equipment for which the manufacturer no longer exists, such as the Allan Herschell Company, Chance Manufacturing Co., Inc., Chance Rides, Inc., etc. In doing so, Chance Rides Manufacturing, Inc. does not assume liability for losses associated with amusement ride equipment built by manufacturers other than Chance Rides Manufacturing, Inc.



CHANCE RIDES MANUFACTURING, INC.
 4200 Walker
 Wichita, KS 67277-2328
 U.S.A.
 Phone: 1-316-942-7411 • FAX: 1-316-942-2012
 Website: www.rides.com
 E-mail: rides@rides.com

Bulletin No: P414CRM127-0
 Release Date: November 10, 2004
 Effective Date: November 10, 2004
 Supersedes: N / A
 Completion Date: N / A
 Page: 3 of 3

Ride Manufacturer: CHANCE RIDES, INC.

Affected Production Dates: All


Ride Name: INVERTER (Portable Model)
 INVERTER (Park Model)
 DOUBLE INVERTER

Affected Serial Nos.: All units

Model No.: 414

Detail of Issue (continued):

Parts List for New Vehicle Control Panel



Ref. No.	Part Number	Component	Qty.
1	414-0441-011	FRONT PLATE	1
2	414-0441-012	LEGEND PLATE	1
3	22275202	COMMUNICATION CABLE (not shown)	1
4	24841210	SCREEN	1
5	24842921	OPERATOR - 2 POSITION GREEN	1
6	24842927	OPERATOR - PILOT LIGHT GREEN	1
7	24842932	OPERATOR - 3 POSITION GREEN	1
8	24842900	POWER MODULE (not shown)	1
9	24842902	CONTACT BLOCK N/O	3
10	24842903	CONTACT BLOCK N/C	3